

ELDORA

HIGH EFFICIENCY POLY-Si PV MODULES


vikramsolarTM

CREATING CLIMATE FOR CHANGE

ELDORA VSP.60.AAA.03.04 | POLYCRYSTALLINE SOLAR PV MODULES | 60 CELLS | 260-285 WATT

ELDORA PRIME SERIES



Designed for very **HIGH AREA EFFICIENCY** ideally suited for roof-top and ground-mounted applications



Extremely **NARROW POWER** binning tolerance of +2.5 Wp to reduce current mismatch loss in single string



EXTREMELY RELIABLE PRODUCT suiting harsh environment conditions withstanding 2400Pa Wind load, 5400Pa Snow load and Dynamic Wind load



Engineered to provide **EXCELLENT LOW LIGHT RESPONSE**



HIGHER OUTPUT OF MODULE POWER by reducing cell to module power loss



QUALITY AND SAFETY

- ◆ 27 years of limited linear power output warranty **
- ◆ Rigorous quality control meeting the highest international standards
- ◆ 100% EL tested to ensure micro crack free modules

- ◆ Certified for PID resistance
- ◆ Certified for ammonia resistance
- ◆ Certified for salt mist corrosion resistance

APPLICATIONS

- ◆ On-grid large scale utility systems
- ◆ On-grid rooftop residential and commercial systems
- ◆ Off-grid residential systems

TECHNICAL DATA

ELDORA PRIME SERIES

THIS DATASHEET IS APPLICABLE FOR: **ELDORA VSP.60.AAA.03.04 (AAA=260-285)**

Electrical Data¹ All data refers to STC (AM 1.5, 1000 W/m², 25 °C)

	260.0	262.5	265.0	267.5	270.0	272.5	275.0	277.5	280.0	282.5	285.0
Peak Power P _{max} (Wp)	260.0	262.5	265.0	267.5	270.0	272.5	275.0	277.5	280.0	282.5	285.0
Maximum Voltage V _{mpp} (V)	30.8	30.9	30.9	31.0	31.0	31.1	31.2	31.2	31.3	31.4	31.5
Maximum Current I _{mpp} (A)	8.43	8.50	8.57	8.62	8.70	8.76	8.82	8.89	8.94	9.00	9.07
Open Circuit Voltage V _{oc} (V)	37.9	38.0	38.1	38.2	38.3	38.4	38.5	38.6	38.7	38.8	38.9
Short Circuit Current I _{sc} (A)	8.93	8.98	9.03	9.09	9.12	9.17	9.22	9.27	9.32	9.37	9.41
Module Efficiency η(%)	15.98	16.14	16.29	16.44	16.60	16.75	16.90	17.06	17.21	17.36	17.52

1) STC: 1000 W/m² irradiance, 25°C cell temperature, AM 1.5g spectrum according to EN 60904-3.
Average relative efficiency reduction of 5% at 200 W/m² according to EN 60904-1.

Electrical Parameters at NOCT²

Power (W)	192.8	193.5	194.7	196.0	197.8	199.1	200.7	201.8	203.2	204.6	205.9
V@P _{max} (V)	27.8	27.9	27.9	28.0	28.0	28.0	28.1	28.1	28.2	28.2	28.3
I@P _{max} (A)	6.93	6.96	6.98	7.02	7.06	7.11	7.15	7.18	7.22	7.26	7.30
V _{oc} (V)	35.4	35.4	35.5	35.5	35.6	35.6	35.7	35.7	35.8	35.8	35.9
I _{sc} (A)	7.24	7.31	7.37	7.43	7.49	7.56	7.62	7.67	7.73	7.79	7.85

2) NOCT irradiance 800 W/m², ambient temperature 20°C, wind speed 1 m/sec

Temperature Coefficients (Tc) permissible operating conditions

Tc of Open Circuit Voltage (β)	-0.31%/°C
Tc of Short Circuit Current (α)	0.058%/°C
Tc of Power (γ)	-0.41%/°C
Maximum System Voltage	1000 V
NOCT	45°C ± 2°C
Temperature Range	-40°C to + 85°C

Mechanical Data

Length × Width × Height	1640 × 992 × 36 mm (64.57 × 39.06 × 1.42 inches)
Weight	18 kg (39.68 lbs)
Junction Box	IP67, 3 bypass diodes
Cable & Connectors	1200 mm (47.24 inches) length cables, SOLARLOK PV4/MC4 Compatible/MC4 Connectors
Application Class	Class A (Safety class II)
Superstrate	3.2 mm (0.13 inches) high transmission low iron tempered glass, AR coated
Cells	60 Polycrystalline solar cells
Cell Encapsulant	EVA (Ethylene Vinyl Acetate)
Back Sheet	Composite film
Frame	Anodized aluminium frame with twin wall profile
Mechanical Load Test	5400 Pa
Maximum Series Fuse Rating	15 A

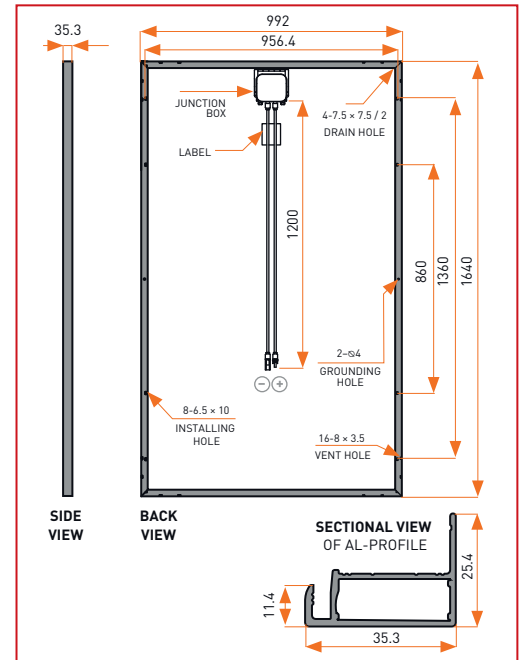
Warranty and Certifications

Product Warranty**	10 years
Performance Warranty**	Linear power warranty for 27 years with 2.5% for 1st year degradation and 0.67% from year 2 to year 27
Approvals and Certificates	IEC 61215 Ed2, IEC 61730, IEC 61701, IEC 62716, IEC 60068, CE*, MCS*, PV Cycle*, IEC 62804, CEC (Australia)*

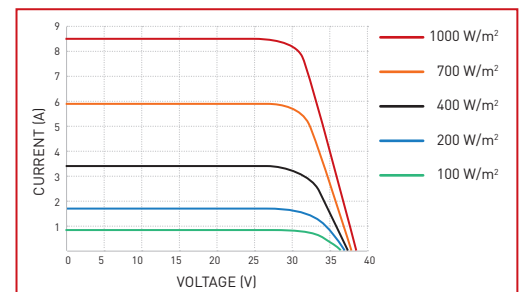
* All (*) certifications under progress.

** Refer to Vikram Solar's warranty document for terms and conditions.

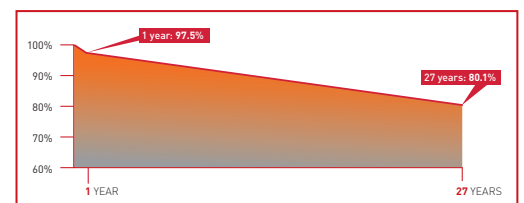
Dimensions in mm



Typical I-V Curves



Performance Warranty



Packaging Information

Quantity /Pallet	28
Pallets/Container (40'HC)	28
Quantity/Container (40'HC)	784

CAUTION: READ SAFETY AND INSTALLATION MANUAL BEFORE USING THE PRODUCT.

Specifications included in this datasheet are subject to change without notice. Electrical data without guarantee. Please confirm your exact requirement with the company representative while placing your order.